

LED RAIL LIGHTING

LB-3W LAMP

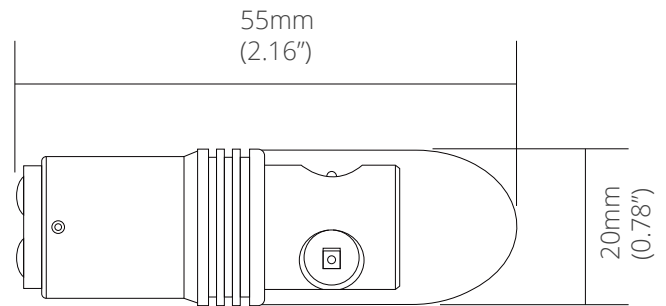


DESCRIPTION

The solid state LED Lamp works well in harsh environments.

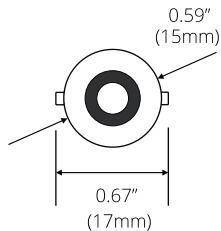
The long-life of LEDs makes this product reliable for usage inside or outside of bus or rail vehicles.

Available in various colors of white, suitable for all applications. LEDs will have no uv light output so the lamps will not degrade any light fixtures or interior finishes.

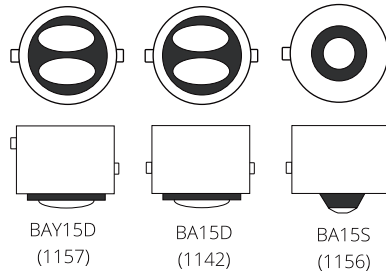


DIMENSIONS

Example: BA15S (1156)



BASE TYPES



ELECTRICAL STATS

Nominal Voltage	12VDC		24VDC		37.5VDC		72VDC		28VAC		120VAC	
Operating Voltage	10-30VDC		10-30VDC		23-43VDC		50-90VDC		10-28VAC		100-140VAC	
Operating temperature	-22°F~-122°F (-30°C~50°C)											
Wattage	2.5W											
LED Color (CCT)	3000K	6500K	3000K	6500K	3000K	6500K	3000K	6500K	3000K	6500K	3000K	6500K
Light Output	160LM	160LM	160LM	160LM	160LM	160LM	160LM	160LM	160LM	160LM	160LM	160LM

ORDERING INFORMATON

SERIES	Socket TYPE	WATTAGE	VOLTAGE	COLOR	DIMMING
LB	XXXX	X	XXX	XX	X
	1142 = BA15D (1142) 1156 = BA15S (1156) 1157 = BAY15D (1157)	3 = 2.5W	12 = 12VDC 24 = 24VDC 28 = 28VAC 37 = 37.5VDC 72 = 72VDC 120 = 120VAC	30 = 3000K 35 = 3500K 41 = 4100K 50 = 5000K 65 = 6500K B = Blue R = Red	S = Non Dimming